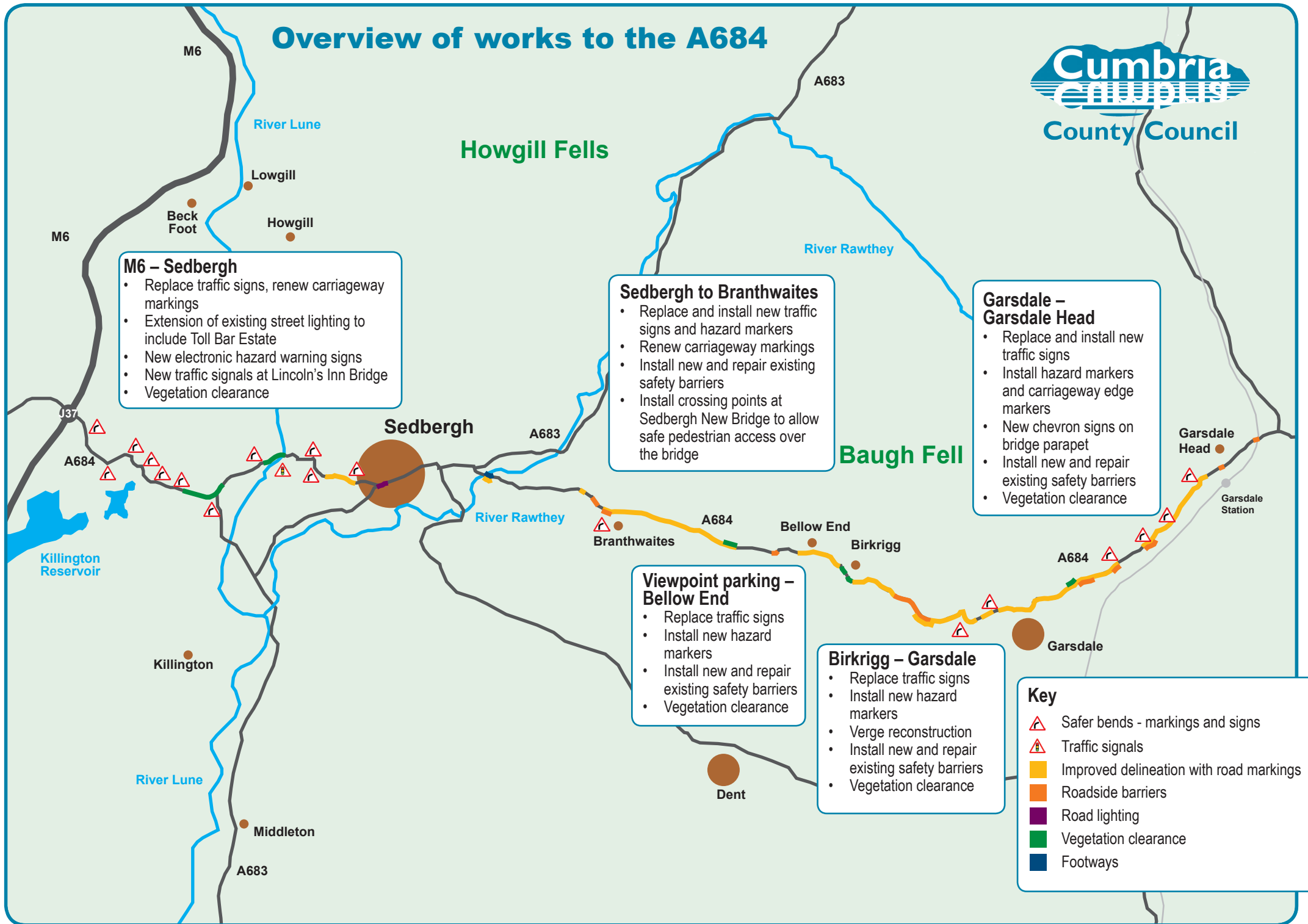


# Overview of works to the A684



**M6 – Sedbergh**

- Replace traffic signs, renew carriageway markings
- Extension of existing street lighting to include Toll Bar Estate
- New electronic hazard warning signs
- New traffic signals at Lincoln's Inn Bridge
- Vegetation clearance

**Sedbergh to Branthwaites**

- Replace and install new traffic signs and hazard markers
- Renew carriageway markings
- Install new and repair existing safety barriers
- Install crossing points at Sedbergh New Bridge to allow safe pedestrian access over the bridge

**Garsdale – Garsdale Head**

- Replace and install new traffic signs
- Install hazard markers and carriageway edge markers
- New chevron signs on bridge parapet
- Install new and repair existing safety barriers
- Vegetation clearance

**Viewpoint parking – Bellow End**

- Replace traffic signs
- Install new hazard markers
- Install new and repair existing safety barriers
- Vegetation clearance

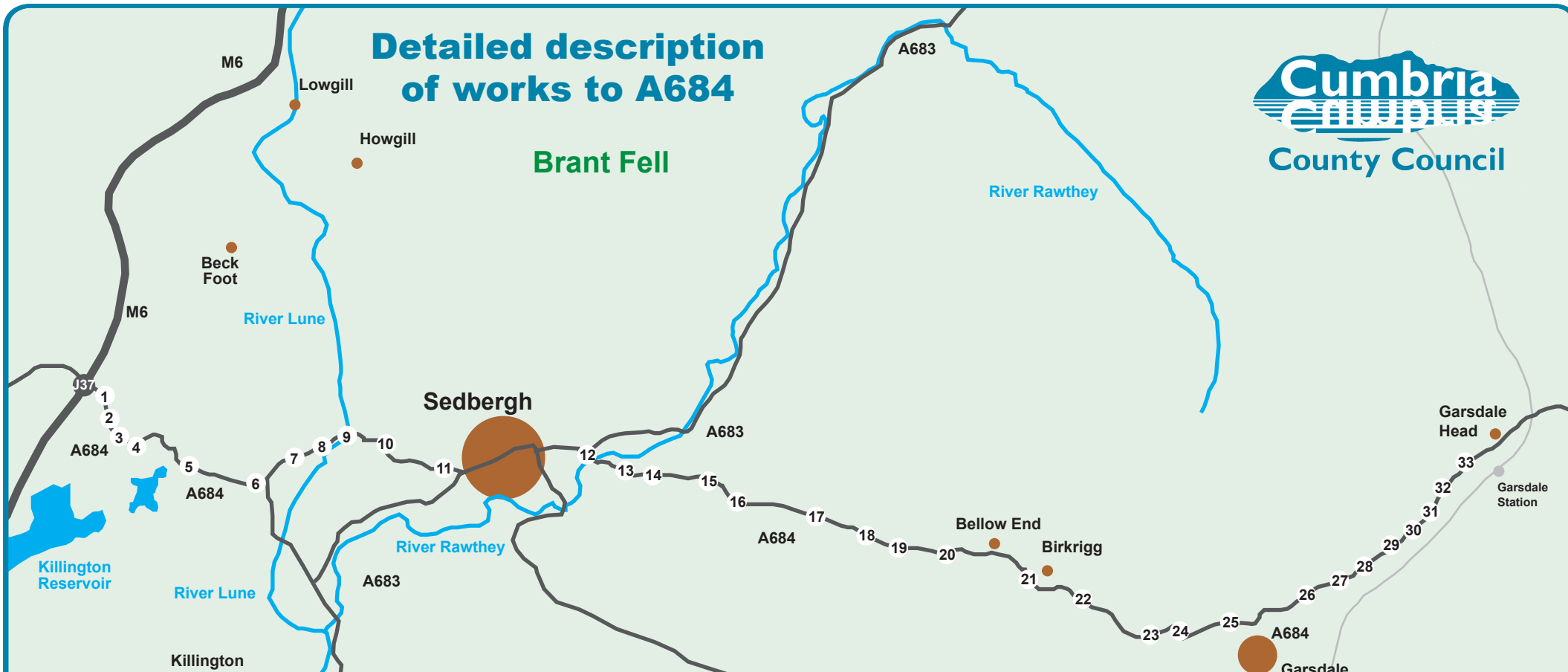
**Birkrigg – Garsdale**

- Replace traffic signs
- Install new hazard markers
- Verge reconstruction
- Install new and repair existing safety barriers
- Vegetation clearance

**Key**

- Safer bends - markings and signs
- Traffic signals
- Improved delineation with road markings
- Roadside barriers
- Road lighting
- Vegetation clearance
- Footways

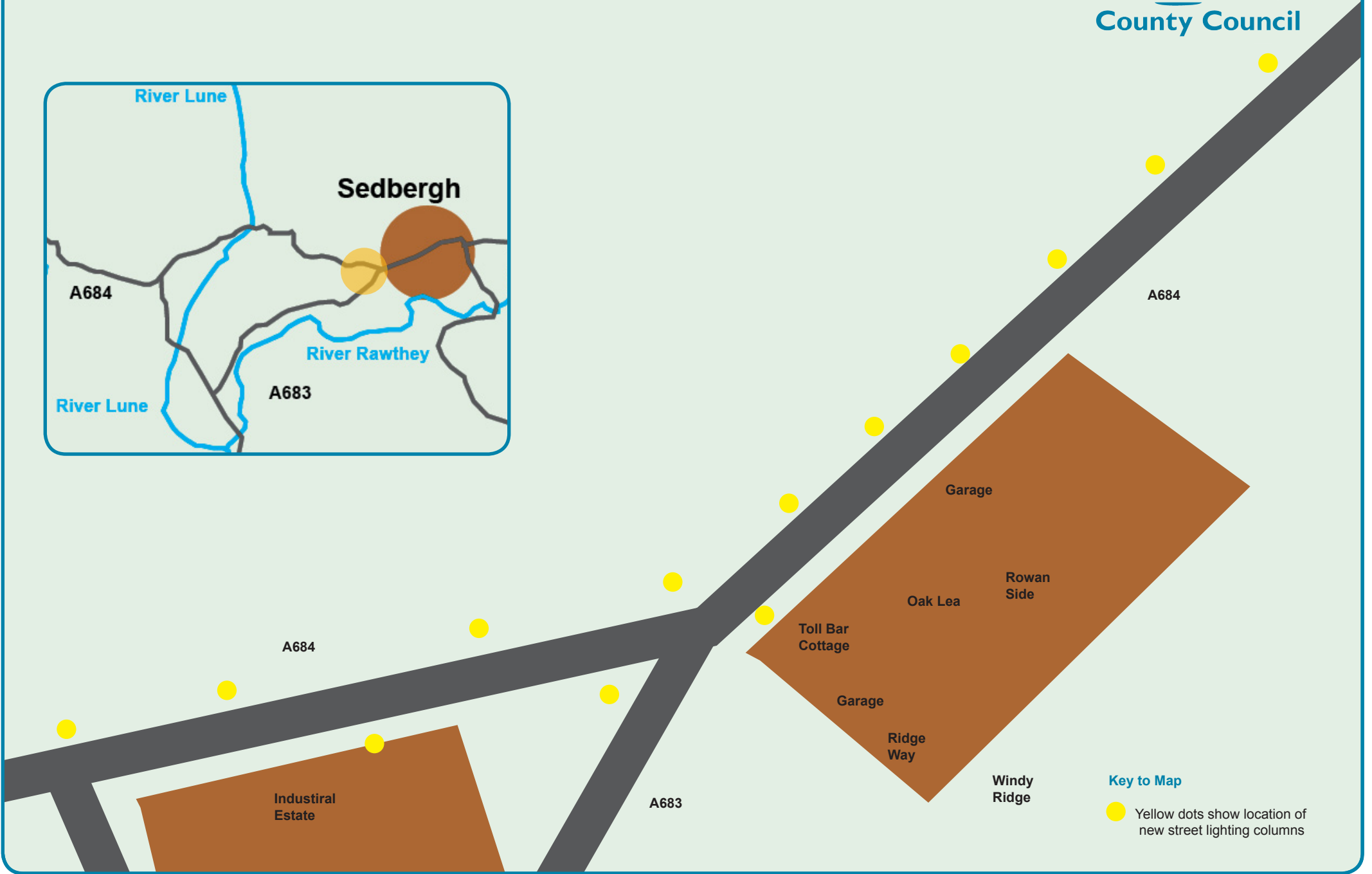
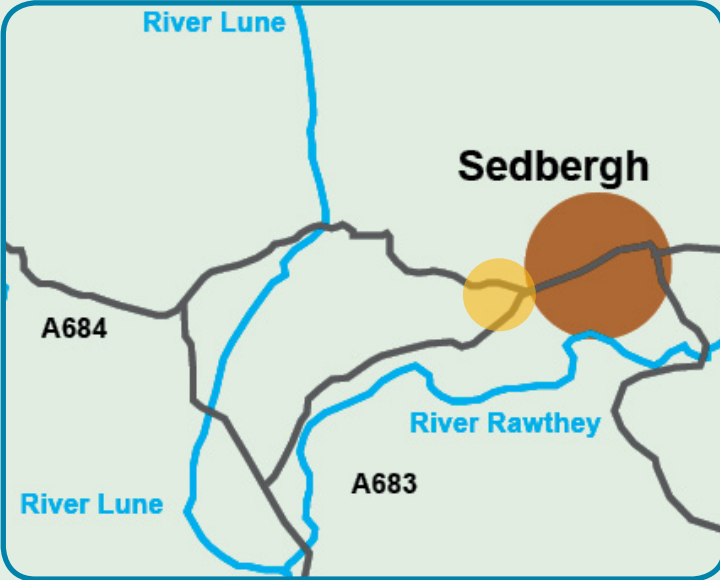
# Detailed description of works to A684



Map Ref	Description of Works
1	Remove existing and install new traffic signs, install new VMS sign
2	Remove existing and install new traffic sign
3	Install new traffic sign
4	Remove existing and install new traffic signs
5	Remove existing and install new traffic signs
6	Remove existing and install new traffic signs, renew carriageway centre line markings, install new VMS signs
7	Remove existing and install new traffic sign
8	Remove existing and install new traffic signs
9	Install new traffic signals, remove existing and install new traffic signs, new carriageway markings (incl centre line)
10	Remove existing and install new traffic signs
11	Remove existing and install new traffic signs, extension of street lighting
12	Remove existing and install new traffic signs, new carriageway markings (incl. centre line) install crossing points at Sedbergh New Bridge to allow safe pedestrian access over the bridge.
13	Remove existing and install new traffic sign
14	Install new traffic sign
15	Install hazard markers
16	Remove existing and install new traffic signs
17	Remove existing and install new traffic signs

Map Ref	Description of Works
18	Install hazard markers
19	Remove existing and install new traffic sign
20	Remove existing and install new traffic signs, install hazard markers
21	Remove existing and install new traffic sign, install hazard markers
22	Install hazard markers
23	Remove existing and install new traffic signs, install hazard markers
24	Verge reconstruction, remove existing and install new traffic signs, new "SLOW" markings in carriageway
25	Remove existing and install new traffic sign, install hazard markers, new "SLOW" marking in carriageway
26	Install hazard markers
27	Install chevron signs at bridge parapets
28	Install traffic signs and hazard markers
29	Remove existing and install new traffic signs, install hazard markers, new carriageway edge markings
30	Install traffic signs and carriageway edge markings
31	Install traffic sign and hazard markers
32	Install hazard markers
33	Remove existing and install new traffic signs, install hazard markers, new carriageway markings (incl. centre line)

# Extension of existing street lighting to include Toll Bar Estate



**Key to Map**  
Yellow dots show location of new street lighting columns

# New traffic signals at Lincoln's Inn Bridge

